



Unit A3

Lady Victoria Business Centre

Newtongrange


EH22 4QN

Call us on 0131 454 9998

or email us at info@oraceramics.com



DARK
60x60 / 24"x24"



BEIGE
60x60 / 24"x24" + WALL 30x60 / 12"x24" + TOZZETTO BRONZE 3x3 SU RETE 30x30 / 12"x12"



GREY
60x60 / 24"x24" + 15x15 / 6"x6"



DARK 60x60 / 24"x24"



DARK 30x60 / 12"x24"



DARK 15x60 / 6"x24"



DARK 30x30 / 12"x12"



GREY 60x60 / 24"x24"



GREY 30x60 / 12"x24"



GREY 15x60 / 6"x24"




GREY 30x30 / 12"x12"

Dark

RETTIFICATO RECTIFIED RECTIFIÉ GESCHLIFFEN
DECORI DECORS DECORS DEKORE

Grey

RETTIFICATO RECTIFIED RECTIFIÉ GESCHLIFFEN
DECORI DECORS DECORS DEKORE




DARK WALL 30x60 / 12"x24"




DARK FRAME 2,8x5,8
SU RETE
30x30 / 12"x12"




TOZZETTO BRONZE 3x3
SU RETE
30x30 / 12"x12"




TOZZETTO CAST IRON 3x3
SU RETE
30x30 / 12"x12"



GREY WALL 30x60 / 12"x24"



GREY FRAME 2,8x5,8
SU RETE
30x30 / 12"x12"



TOZZETTO CAST IRON 3x3
SU RETE
30x30 / 12"x12"






BEIGE 60x60 / 24"x24"



BEIGE 30x60 / 12"x24"



BEIGE 15x60 / 6"x24"



BEIGE 30x30 / 12"x12"

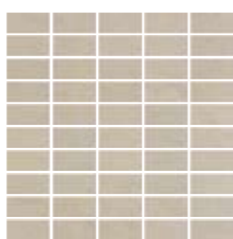
Beige

RETTIFICATO RECTIFIED RECTIFIÉ GESCHLIFFEN

DECORI DECORS DECORS DEKORE



BEIGE WALL 30x60 / 12"x24"

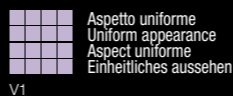


BEIGE FRAME 2,8x5,8
SU RETE
30x30 / 12"x12"



TOZZETTO BRONZE 3x3
SU RETE
30x30 / 12"x12"

CARATTERISTICHE DI QUALITA' Quality characteristics Caractéristiques de qualité Qualitätseigenschaften	NORMA Norm Norme Norme	REQUISITO NORMA Required standards Valeur prescrite selon la norme Normvorgabe	RISULTATO TEST Test result Résultat des essais Ergebniss des Tester
Assorbimento d'acqua Water absorption Absorption d'eau Wasseraufnahme	ISO 10545-3	≤ 0,5%	0,03%
Resistenza a flessione Breaking strength Résistance à la flexion Biegefestigkeit	ISO 10545-4	≥ 35 N/mm ²	56 N/mm ²
Durezza di Mohs Hardness Mohs Durete Mohs Ritzhärte der oberfläche Mohs	UNI EN 101	≥ 6	7
Resistenza agli sbalzi termici Thermal shock resistance Résistance aux écarts de température Temperaturwechselbeständigkeit	ISO 10545-5		Conforme Complies with the standards Conforme Standard Gemäss
Resistenza all'attacco chimico Chemical resistance Résistance à l'attaque chimique Beständigkeit gegen chemikalien	ISO 10545-12	Nessun campione deve presentare alterazioni visibili all'attacco chimico No samples must show visible signs of chemical attack Aucuns enchantions doit présenter des alterations visibles à l'attaque chimique Keinen von den Muster soll sehenswerte Änderungen an chemische Angriffe zeigen	Conforme Complies with the standards Conforme Standard Gemäss
Resistenza al gelo Frost resistance Résistance au gel Frostbeständigkeit	ISO 10545-13	Nessun campione deve presentare rotture o alterazioni apprezzabili alla superficie No samples must show ruptures or noticeable surface alteration Aucuns enchantions doit présenter ruptures ou alterations appréciables de la surface Keinen von den Muster soll Brüche oder sehenswerte Änderungen der Oberfläche zeigen	Conforme Complies with the standards Conforme Standard Gemäss
Coefficiente di attrito (scivolosità) Static coefficient of friction Coefficient de friction (glissement) Reibungskoeffizient (schlüpfrigkeit)	DIN 51130 R ASTM C 1028-96	≤ 0,6	R9 ≤ 0,64
Moderata variazione Moderate variation Variation modérée Mässige Abweichung			V3



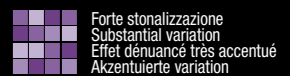
V1



V2



V3




V4

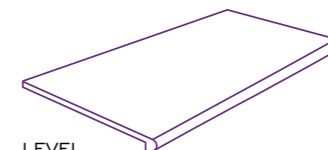
FUGA CONSIGLIATA PER POSA IN COMBINAZIONE DI PIÙ FORMATI E CALIBRO STESSA SERIE: MM 1
RECOMMENDED JOINT FOR LAYING TILES OF THE SAME SERIES, IN DIFFERENT SIZES, PATTERNS AND CALIBRE TOGETHER: MM 1
LES JOINTS SONT PRÉCONISÉS POUR LA POSE EN CALPINAGE D'UNE MÊME SÉRIE ET MÊME CALIBRE: MM 1
EINE FUGENBREITE VON 1 MM WIRD FÜR DIE KOMBINIERTE VERLEGUNG VERSCHIEDENE FORMATEN UND KALIBER DER GLEICHEN SERIE EMPFOHLEN

SPESSORE - THICKNESS - EPESEUR - STÄRKE: MM 10

PEZZI SPECIALI
DISPONIBILI IN TUTTI I COLORI
SPECIAL PIECES
AVAILABLE IN ALL COLOURS
PIECES SPECIALES
DISPONIBLES DANS TOUTES LES COULEURS
FORMSTÜCKE
IN ALLEN FARBEN LIEFERBAR



LEVEL
BATTISCOPA 7,2x60 - 2,9"x24"



LEVEL
GRADINO 30x60 - 12"x24"

